

10MB600

High Output MB Ferrite Transducer

KeyFeatures

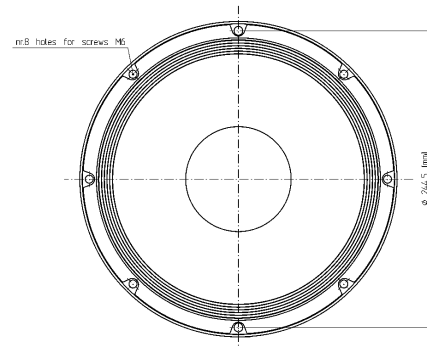
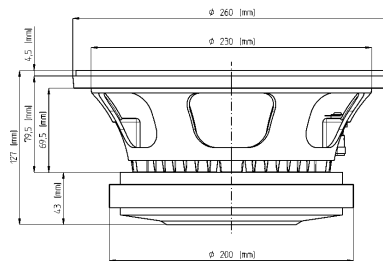
- 98 dB SPL 1W / 1m average sensitivity
- 75 mm (3 in) Interleaved Sandwich Voice coil (ISV)
- 450 W AES power handling
- Weather protected cone and plates for outdoor usage
- Excellent transient response
- Improved heat dissipation via unique basket design
- Ideal for compact two way and multiway systems

Description

The 10MB600 mid-bass transducer represents a development of the 10M600 midrange, combining excellent linearity with high efficiency and high power handling capabilities. The 10MB600 is primarily intended for use as a midbass driver in extremely compact 2-way reflex enclosures between 10 and 40 lt. Its curvilinear paper cone is formed using a special high strength wood pulp, designed to achieve the best possible rigidity and stiffness. An exclusive treatment is also applied to the cone to increase its water repellent properties. The 75 mm state-of-the-art voice coil is similar to those fitted to our top-of-the-range 18" and 15" models but it is wound with aluminum wire. The coil also employs our Interleaved Sandwich Voice coil (ISV) technology. A high strength fiberglass former carries windings on both the outer and inner surfaces to achieve a mass balanced coil, resulting in an extremely linear motor assembly with a reduced tendency for eccentric behavior when driven hard. The voice coil cooling is achieved using airways between the chassis back plate and the face plate of the magnet which allow heated air from the voice coil and gap to be channeled away and dissipated by the chassis basket. This technology is a result of 3D CAD resource application by our engineers. The top and back plates of the magnet assembly have been designed to optimise flux density and BL factor in the air gap also using our in-house FEA CAD facility. In addition, a special treatment is applied to the top and back plates making the transducer far more resistant to the corrosive effects of salts and oxidization. Hence, the equipment is able to perform outdoors in inclement weather conditions.

Models

Model	Code	Info
0221065210	0221065210	16 Ohm
0221085210	0221085210	8 Ohm



General Specifications

Nominal Diameter	260 mm (10 in)
Rated Impedance	8 Ohm
AES Power	450 W
Program Power	700 W
Peak Power	1500 W
Sensitivity	98 dB
Frequency Range	55 - 4500 Hz
Power Compression @-10dB	0,4 dB
Power Compression @-3dB	1,6 dB
Power Compression @Full Power	2,2 dB
Max Recomm. Frequency	2500 Hz
Recomm. Enclosure Volume	10 - 40 lt. (0,9 - 1,41 cuft)
Minimum Impedance	
Max Peak To Peak Excursion	24 mm (0,94 in)
Voice Coil Diameter	75 mm (3 in)
Voice Coil winding material	aluminum
Suspension	M-roll, polycotton
Cone	Curvilinear, paper

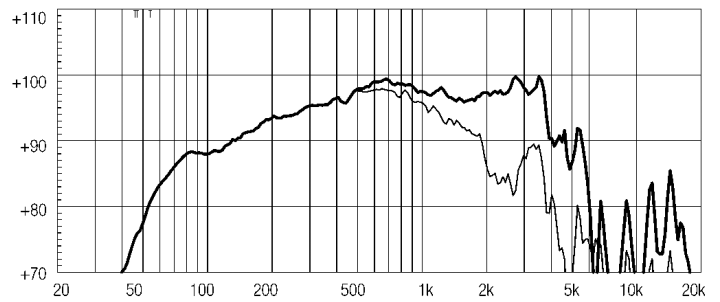
Thiele Small Parameters

Fs	58 Hz
Re	5,7 Ohm
Sd	0,035 sq.mt. (54,25 sq.in.)
Qms	5,5
Qes	0,23
Qts	0,22
Vas	33,4 lt. (1,18 cuft)
Mms	38 gr. (0,08 lb)
BL	18,6 Tm
Linear Mathematical Xmax	± 6,5 mm (± 0,26 in)
Le (1kHz)	1,6 mH
Ref. Efficiency 1W@1m (half space)	96,5 dB

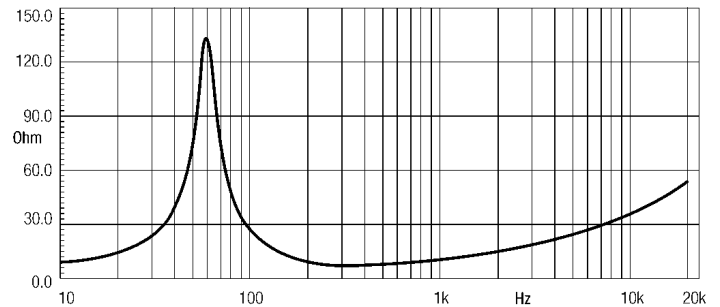
Mounting information

Overall diameter	260 mm (10,24 in)
N. of mounting holes and bolt	8
Mounting holes diameter	7,15 mm (0,28 in)
Bolt circle diameter	244,5 mm (9,63 in)
Front mount baffle cutout ø	232 mm (9,13 in)
Rear mount baffle cutout ø	232 mm (9,13 in)
Total depth	127 mm (5 in)
Flange and gasket thickness	14,5 mm (0,57 in)
Net weight	7,2 kg (15,87 lb)
Shipping weight	7,9 kg (17,44 lb)
Packaging Dimensions	7,9 kg (17,44 lb)

FREQUENCY RESPONSE CURVE



FREQUENCY RESPONSE CURVE OF 10MB600 MADE ON 30 LIT. ENCLOSURE TUNED AT 55HZ IN FREE FIELD (4PI) ENVIRONMENT. ENCLOSURE CLOSES THE REAR OF THE DRIVER. THE THIN LINE REPRESENTS 45 DEG. OFF AXIS FREQUENCY RESPONSE FREE AIR IMPEDANCE MAGNITUDE CURVE



Notes

- 1) AES power is determined according to AES2-1984 (r2003) standard
- 2) Program power rating is measured in 30 lit enclosure tuned 55Hz using a 70 - 2000Hz band limited pink noise test signal with 50% duty cycle, applied for 2 hours.
- 3) The peak power rating represents the maximum permitted instantaneous peak power level over a maximum period of 10ms which will be withstood by the loudspeaker without damage.
- 4) Sensitivity represents the averaged value of acoustic output as measured on the forward central axis of cone, at distance 1m from the baffle panel, when connected to 2,83V sine wave test signal swept between 500Hz and 2500Hz with the test specimen mounted in the same enclosure as given for (1) above.
- 5) Frequency range is given as the band of frequencies delineated by the lower and upper limits where the output level drops by 10 dB below the rated sensitivity in half space environment.
- 6) Power compression represents the loss of sensitivity for the specified power, measured from 50-500 Hz, after a 5 min pink noise preconditioning test at the specified power.
- 7) Linear Math. Xmax is calculated as $(Hvc-Hg)/2 + Hg/4$ where Hvc is the coil depth and Hg is the gap depth.