

ND1480A

HF Neodymium Driver

KeyFeatures

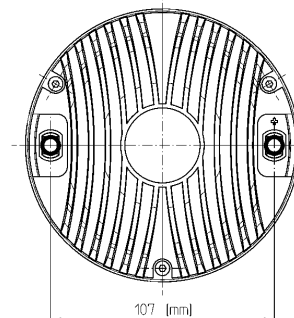
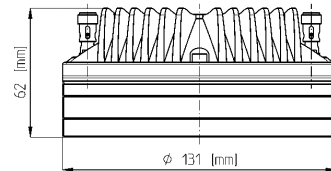
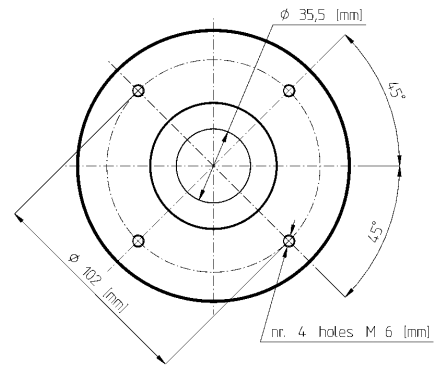
- 111 dB 1W/1m average sensitivity
- 1,4 inch exit throat
- 3 inch edgewound aluminum voice coil
- 160 W program power handling
- Aluminum PEN sandwich diaphragm
- Neodymium magnetic structure
- Ideal for line array applications

Description

The ND1480A is a 1.4 inch exit, 3 inch diaphragm neodymium HF compression driver that has been designed for high level sound systems application. The diaphragm assembly is composed by an aluminum dome sandwiched to a proprietary treated polyester suspension. This design maintains low resonance and lowers the minimum crossover point value at 800Hz. The composite diaphragm assembly is made by an aluminum dome strongly joined to the PEN suspension, in order to assure unmatched transient response. The lower density of the aluminum and PEN structure permits higher levels of sensitivity, especially in the mid-high frequency range. A bended former edge-wound aluminum 75mm voice coil completes the diaphragm assembly. The proprietary treated Nomex former material shows 30% higher value of tensile elongation at working operative temperature (200°C) when compared to Kapton. Moreover, Nomex is suitable to work also in higher moisture contents environments. The bended former is jointed in a sandwich configuration between PEN suspension and the aluminum dome, assuring extended frequency energy transfer for improved response linearity and unparallel reliability. The ND1480A powerful neodymium magnet assembly has been designed to obtain 22 KGauss in the gap for major benefits in transient response. The motor structure, throughout the precisely coherent phase plug with 3 circumferential slots and copper ring on the pole piece, reduces inductance effects and distortion. Four top plate air ducts were designed to act as a loading chamber for the diaphragm, implementing mid band distortion and response figures. The custom designed O-ring creates a tight seal between the plate and the cover assuring air chamber loading. Excellent heat dissipation and thermal exchange are guaranteed by the direct contact between the magnetic structure and the aluminum cover that allows to obtain a lower power compression value. The ability to perform properly under inclement weather conditions is a key-point of Eighteen Sound philosophy. The special coating applied to the magnet and the top and back plates of the magnetic structure makes the ND1480A compression driver resistant to the corrosive effects of salts and oxidation.

Models

Model	Code	Information
0422A8N600	0422A8N600	8 Ohm
0422A6N600	0422A6N600	16 Ohm



ND1480A

HF Neodymium Driver

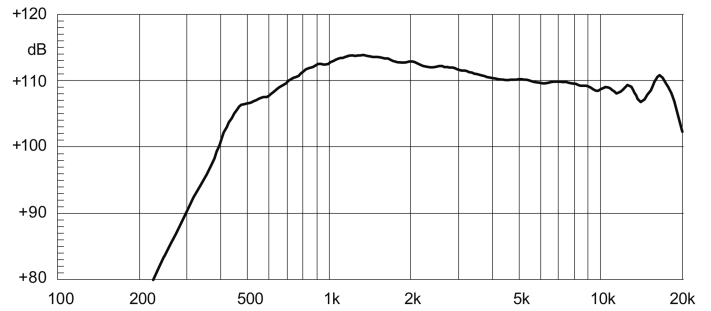
General Specifications

Throat Diameter	35,5 mm (1,4 in)
Rated Impedance	8 Ohm
DC Resistance	6,2 Ohm
Minimum Impedance	8 Ohm at 3500 Hz
Le (at 1kHz)	124 µH
AES Power	80 W above 1,2 kHz
Program Power	160 W above 1,2 kHz
Sensitivity (1W@1M)	111 dB
Frequency Range	500 Hz ÷ 20 kHz
Recomm. Xover Frequency	above 800 Hz (12 dB/octave)
Diaphragm Material	Polyethylene-Aluminum
Voice Coil Diameter	74,4 mm (2,93 in)
Voice Coil Winding Material	Edge-wound aluminum
Magnet Material	Neodymium
Flux Density	2,2 T
BL Factor	15,5 N/A
Polarity	Positive voltage on red terminal gives positive pressure in the throat

Thiele Small Parameters

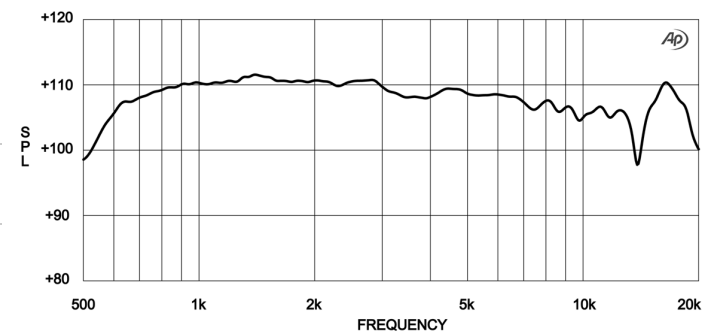
Mounting information

Overall diameter	131 mm (5,1 in)
N. of mounting holes and bolt	4 M6 holes 90° at Ø102 mm (4 in)
Bolt circle diameter	102mm (4 in)
Total depth	62 mm (2,5 in)
Net weight	3,1 Kg (7 lb)
Shipping weight	3,3 Kg (7,3 lb)
CardBoard Packaging dimensions	132x132x68 mm (5,2x5,2x2,7 in)



ND1480A MEASURED WITH 1W INPUT ON RATED IMPEDANCE AT 1 M DISTANCE ON AXIS FROM THE MOUTH OF XT1464 HORN

FREE AIR IMPEDANCE MAGNITUDE CURVE



Notes

- 1) AES power rating is tested with a pink noise input having a 6 dB crest factor for two hours duration within the specified range. Power calculated on minimum impedance.
- 2) Program power rating is defined as 3 dB greater than AES rating, and is a conservative expression of the transducer ability to handle music program material.
- 3) Sensitivity is measured at 1W input on rated impedance at 1 m distance on axis from the mouth of the horn, averaged between 1kHz and 4 kHz.