

HD2080T

HF Compression Driver

KeyFeatures

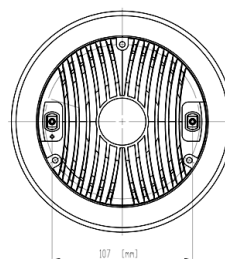
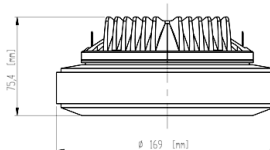
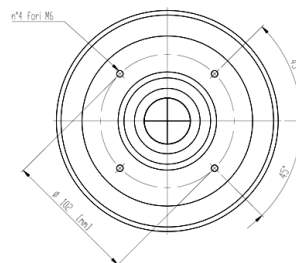
- 109 dB SPL 1W / 1m average sensitivity
- 2 inch exit throat
- 3 inch edgewound aluminum voice coil
- 200W program power handling
- Polyethylene - Titanium diaphragm assembly
- Copper shorting ring on pole pieces

Description

The HD2080T 2-inch exit high frequency compression driver has been designed for use in high quality installed audio systems, where weight is not the key issue. The motor structure, throughout the precisely coherent phase plug with 3 circumferential slots and copper ring on the pole piece, reduces inductance effects and distortion. Four top plate air ducts have been designed to act as a loading chamber for the diaphragm, implementing mid band distortion and response figures. The HD2080T diaphragm assembly is composed of a titanium dome sandwiched to a proprietary treated polyester suspension unit. It has been designed to maintain low resonance, lowering the minimum crossover point value at 1,2kHz. Thanks to its physical properties, the proprietary treated Nomex former has a 30% higher value of tensile elongation at a working operative temperature (200°C) when compared to Kapton. This feature enables proper energy transfer control from the voice coil to the dome in real working conditions. Moreover, this proprietary former material is also suitable for use in higher moisture content environments. The HD2080T powerful ceramic magnet assembly has been designed to obtain 16KGauss in the gap. Excellent heat dissipation and thermal exchange are guaranteed by the direct contact between the magnetic structure and the aluminum cover which leads to a lower power compression value.

Models

Model	Code	Information
0423A8H610	0423A8H610	8Ohm

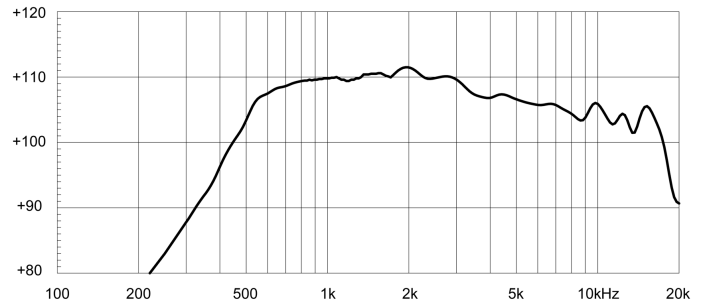


HD2080T

HF Compression Driver

General Specifications

Throat Diameter	50 mm (2 in)
Rated Impedance	8 Ohm
DC Resistance	6,2 Ohm
Minimum Impedance	8 Ohm at 3500Hz
AES Power	100W above 1,2 kHz
Program Power	200W above 1,2 kHz
Sensitivity	109 dB
Frequency Range	500Hz ÷ 20kHz
Recomm. Xover Frequency	above 800Hz (12dB/oct slope)
Diaphragm Material	Titanium - Polyethylene
Voice Coil Diameter	75 mm (3 in)
Voice Coil Winding Material	Edge-wound aluminum
Magnet Material	Ferrite
Flux Density	1,8 T
BL Factor	12,8 N/A
Polarity	Positive voltage on + terminal gives positive pressure in the throat



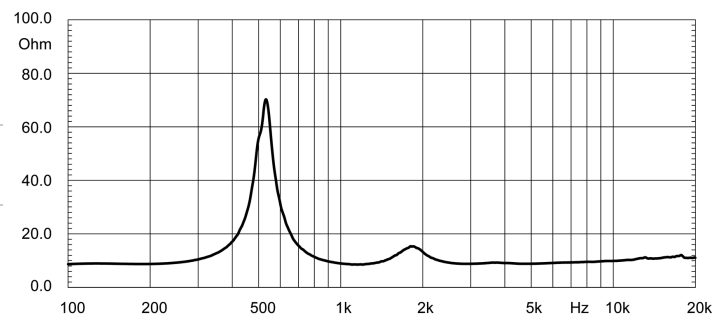
HD2080T MEASURED WITH 1W INPUT ON RATED IMPEDANCE AT 1M DISTANCE ON XR2064 HORN MOUTH AXIS

Thiele Small Parameters

Mounting information

Overall diameter	169 mm (6,65 in)
N. of mounting holes and bolt	4 M6 holes 90° at Ø 102 mm (4 in)
Bolt circle diameter	102 mm (4 in)
Total depth	75,4 mm (3 in)
Net weight	5,2 Kg (11,46 lb)
Shipping weight	5,3 Kg (11,60 lb)
CardBoard Packaging dimensions	170x170x80 mm (6,7x6,7x3,2 in)

FREE AIR IMPEDANCE MAGNITUDE CURVE



Notes

- 1) AES power rating is tested with a pink noise input having a 6 dB crest factor for two hours duration within the specified range. Power calculated on minimum impedance.
- 2) Program power rating is defined as 3 dB greater than AES rating, and is a conservative expression of the transducer ability to handle music program material.
- 3) Sensitivity is measured at 1W input on rated impedance at 1m on axis from the mouth of XR2064 horn, averaged between 1kHz and 4 kHz.